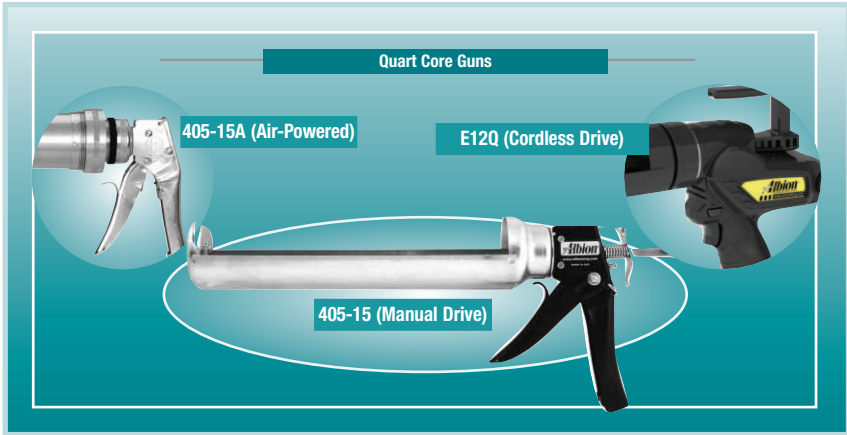


28oz CARTRIDGE GUNS (1 Quart)

28oz CARTRIDGE GUNS (1 Quart) & VARIATIONS




The Professional's Preferred Choice

| Model | Description | Thrust | Pressure |
|---|--|---------------------|----------|
| Core Tools | | | |
| These Albion guns are preferred by the serious professional for all applications | | | |
| ✓ 405-15 | Special Deluxe Manual Gun • durability— steel carriage means added strength • easy applications— carriage swivels • square rod— 4 times the life of a standard round rod | 375 lb _f | 60 psi |
| 405-15A | Air-Powered Gun • full barrel containment— improved air seal and safety • optional regulator #137-5 — better flow control | → | 120 psi |
| E12Q 12V | Cordless Gun (12V standard duty battery powered) (see reverse side for Drive information) • fast— dispense 28oz cartridge in 45 seconds • control— variable speed trigger and auto reverse for no drip • long lasting — 12V Lithium-ion battery dispenses up to 40 cartridges on a single charge | 400 lb _f | 82 psi |

12 volt 12/12

28oz CARTRIDGE VARIATIONS

| * Metal Carriage | | * Thrust | * Full Barrel | * B-Line | * Hex & Ratchet Rod | * Extension Guns | |
|------------------|-------------|----------|---------------|----------|---------------------|------------------|----------|
| Model | Description | Thrust | Pressure | Model | Description | Thrust | Pressure |



28oz Metal Carriage Variations

- Light and strong, legendary durable metal carriage
 - Guns come with Joist Follower (p/n 802-G01) inset, that adjusts for surface variations with spout length
 - Out of the way puncture wire included
- | | | | | | | | |
|-------|-------------------|---------------------|--------|-------|--------------------|---------------------|--------|
| 340-3 | Deluxe Manual Gun | 375 lb _f | 70 psi | 375-3 | Utility Manual Gun | 350 lb _f | 65 psi |
|-------|-------------------|---------------------|--------|-------|--------------------|---------------------|--------|

DRIVE SYSTEMS

$$F \text{ (force)} = P \text{ (pressure)} \times A \text{ (area)}$$

(force): generated by Drive (pressure): in Material Containment Unit (area): surface area of piston

Professional Line Tools: We are especially proud of our Professional Line, which satisfies the needs of skilled craftsmen installing sealants and adhesives on a daily basis. These individuals require heavy-duty tools that are adaptable for special applications and are easily maintained with replacement parts. They expect their tools to perform day-in, day-out and to endure harsh chemicals. These tools must operate reliably over a wide range of temperatures and the unforgiving environment of construction job sites. The Professional Line is our long-developed solution for this demanding group. Drives in this category are Special Deluxe (most popular), Special Deluxe Plus, Ultra, Deluxe, Utility, Utility Plus, Air, Cordless and Push-Pull.

B-Line Tools: Albion designed this line to compete with the best from around the world. By combining Albion state-of-the-art design and quality we offer tools that surpass the competition. Drives in this category are B1, B12, B18 and B26.

B-Line Tools: Excellent for low cost sealants and applications when there is a significant amount of start and stops. All guns feature spout cutters, puncture wires and ladder hooks. H10D and H10XD are no-drip.

Professional Line

- Ultra Drive—**
Features: ✓ designed for high pressure applications
 ✓ 5/16" hardened round smooth rod ✓ 2 speeds: 1100 lb force & 375 lb force
 • Almost 4 times the force of a Special Deluxe Manual Drive
- Special Deluxe and Special Deluxe Plus Drives—**
Features: ✓ reinforced construction for high-pressure applications ✓ welded heavy gauge steel ✓ epoxy-coated handles for comfort and corrosion resistance ✓ T-pulls with 5/16" square smooth rod
Special Deluxe Manual Drive: • 375 lb force
Special Deluxe Plus Manual Drive: • 700 lb force;
 • Double the force of a Special Deluxe Manual Drive
- Deluxe Drives—**
Features: ✓ combination of price and performance.
 ✓ 1/4" square smooth piston rod that rotates for 4 times the life ✓ thumb activated instant pressure release ✓ formed steel construction and corrosion resistant zinc plating
- Utility and Utility Plus Drives—**
Features: ✓ 5/16" round smooth rod ✓ heavy gauge steel and zinc plating ✓ built for moderate use ✓ more durable than the average tool
Utility Manual Drive: • 350 lb force
Utility Plus Manual Drive: • 600 lb force

28oz CARTRIDGE VARIATIONS

* Metal Carriage * Thrust * Full Barrel * B-Line * Hex & Ratchet Rod * Extension Guns

Model Description Thrust Pressure Model Description Thrust Pressure

B12Q



B26Q



28oz B-Line Variations

• It all comes down to how hard and frequently you use a tool; the following are engineered to provide you with the same level of success in the application


- Guns feature rotating swivel handle, wear compensation device

| Model | Description | Thrust | Pressure | Model | Description | Thrust | Pressure |
|-------|-------------------------|---------------------|----------|-------|-------------------------|---------------------|----------|
| B12Q | Manual Gun (12:1 Drive) | 375 lb _f | 50 psi | B26Q | Manual Gun (26:1 Drive) | 900 lb _f | 150 psi |

770-17



770-18



28oz Full Barrel Variations

- Designed to be adaptable with many of Albion's metal nozzles for special applications (see Catalog 333, for Nozzle information)

Standard Nozzle

| | | | |
|---------|---------------------------|---------------------|---------|
| 770-18 | Special Deluxe Manual Gun | 375 lb _f | 60 psi |
| 770-18A | Air-Powered Gun | ↔ | 120 psi |
| 770-18E | Cordless Gun (18v) | 900 lb _f | 170 psi |

Cove Base Nozzle

| | | | |
|---------|---------------------------|---------------------|---------|
| 770-17 | Special Deluxe Manual Gun | 375 lb _f | 60 psi |
| 770-17A | Air-Powered Gun | ↔ | 120 psi |
| 770-17E | Cordless Gun (18v) | 900 lb _f | 170 psi |

405-15P




28oz Thrust Variations

- Special Deluxe Plus for extremely thick material

Special Deluxe Plus Manual Guns Double the thrust of a standard drive

| | | | |
|---------|---------------------------------------|---------------------|---------|
| 405-15P | Standard gun w/ Swivel Metal Carriage | 700 lb _f | 130 psi |
|---------|---------------------------------------|---------------------|---------|



28oz Extension Variations

554-G02



862-G01



- Pre-assembled

| | | | | | | | |
|---------|---------------------------|---------------------|---------|---------|--|---------------------|--------|
| 704-G11 | Special Deluxe Manual Gun | 375 lb _f | 50 psi | 862-G01 | Manual, Air, or Cordless Extension Kit | 375 lb _f | 50 psi |
| 554-G02 | Deluxe Manual Gun | 375 lb _f | 50 psi | | (fits DL-59-T13 [Manual], T13A [Air], and T13E [Cordless] tools) | | |
| 702-G01 | Air-Powered Extension Gun | ↔ | 120 psi | | | | |

28oz Viper Variations



H10Q



R6BQ



- **Hex Rod:** commonly used in the paint and DIY markets

| | | | |
|------|--|---------------------|--------|
| H10Q | Manual Skeleton Gun (10:1 Drive); w/seal punch tool; spout cutter; ladder hook | 250 lb _f | 50 psi |
|------|--|---------------------|--------|

- **Ratchet Rod:** simple ratchet tools commonly used in paint, DIY and retail industries

| | | | |
|------|---|---------------------|--------|
| R6BQ | Manual Half Barrel Gun (6:1 Drive); w/seal punch tool; spout cutter; ladder hook; wrist strap | 150 lb _f | 25 psi |
|------|---|---------------------|--------|

Drive Systems— continued

Air Drives


Unlike a manual tool, an air gun has a few unique qualities:

- to regulate the flow of material, adjust the air pressure regulator
- Force is not required to create pressure within the MCU
- Speed is determined by the viscosity of the material and the pressure applied
- Convenient rodless design; cartridge is pressurized for smooth dispensing

12V Cordless Drive

Battery powered dispensing tools offer state-of-the-art performance, portability, and control— dramatically reducing the amount of time on a work site. Features include:

- (12V standard duty battery powered)
- **Fast**— dispense 28oz cartridge in 45 seconds
- **Control**— variable speed trigger and auto reverse for no drip
- **Long lasting**— 12V Lithium-ion battery dispenses up to 40 cartridges on a single charge



B-Line

B12 Manual Drive: Standard Drive features with ✓12:1 Manual Gun (Standard ratio) ✓375 lb force

B26 Manual Drive: Highest Thrust Drive features with ✓26:1 Drive ratio ✓designed for thick materials & cold weather applications; three times the force of a B12

Viper Line

- Excellent for low cost sealants and applications when there is a significant amount of start and stops.
- All guns feature spout cutters, puncture wires and ladder hooks.